

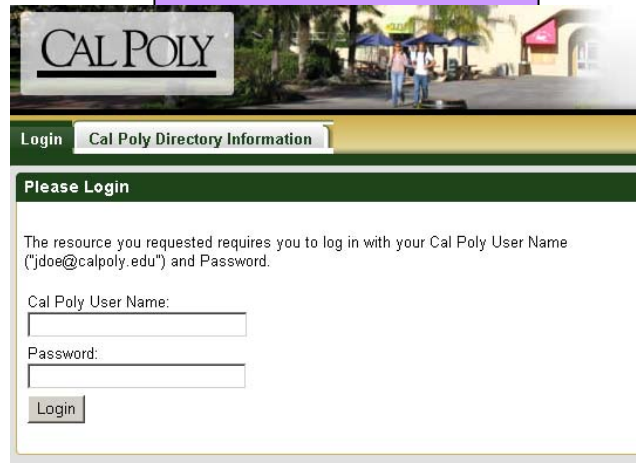
Safety Tips for your Computer

Protecting:

1. Your Privacy
2. Your Money
3. Things Cal Poly has entrusted you with

Terry Vahey, Debbie Brothwell,
Ryan Matteson, Bob Schrempp
Thursday, October 30, 2008
University Union, Room UU220

- **Step 1 – Trust your computer**
 - **Step 2 – Trust your destination**
 - **Step 3 – Access secure sites**



CAL POLY

Login Cal Poly Directory Information

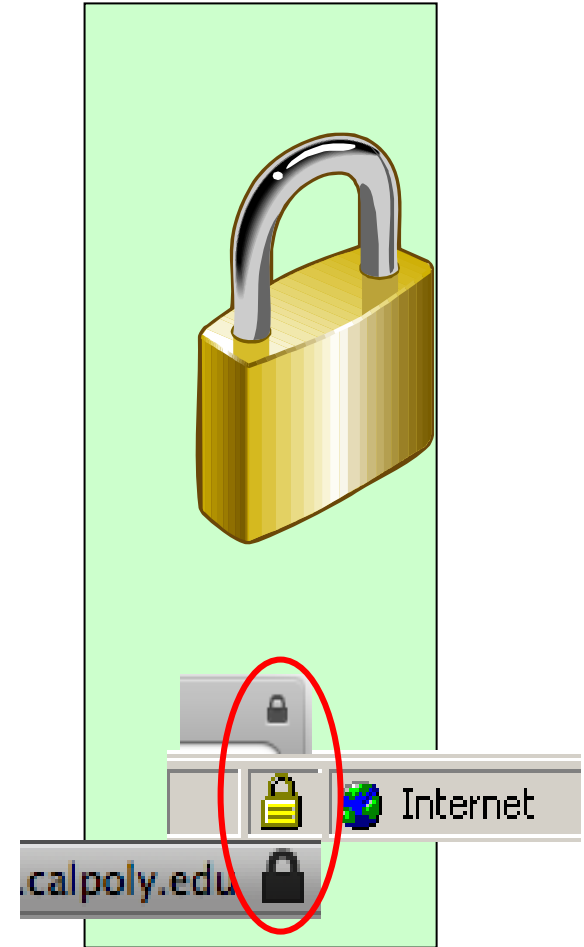
Please Login

The resource you requested requires you to log in with your Cal Poly User Name ("jdoe@calpoly.edu") and Password.

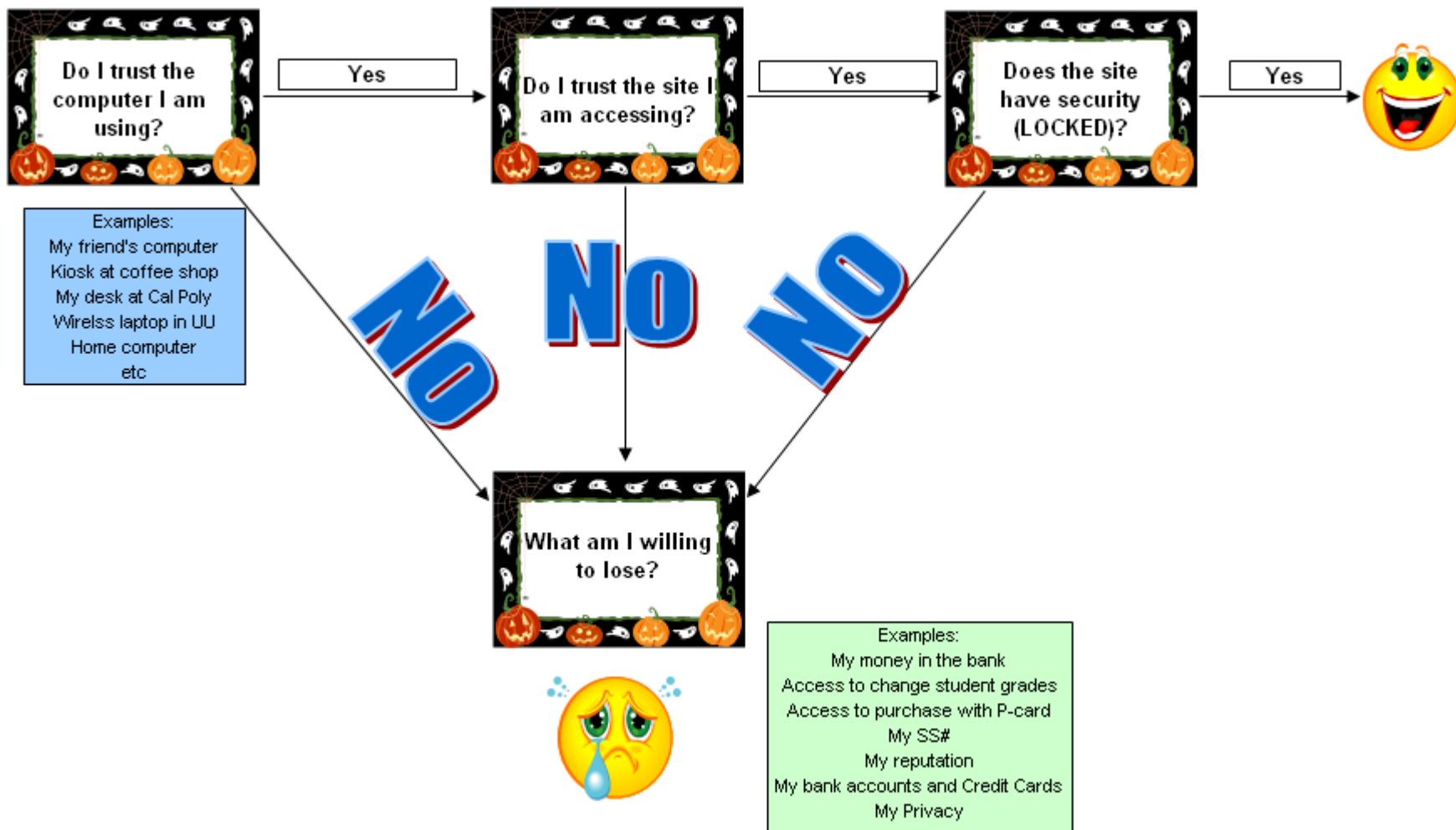
Cal Poly User Name:

Password:

Login



Questions to ask yourself to protect your personal privacy, data for which you are responsible and business processes to which you have been entrusted



Trusting Your Computer

- Is your software up to date?
- Are your anti-virus definitions current?
- Are you running software that's not-so-trustworthy?
 - P2P?
 - “Free” screen savers/toolbars?

What we did on our summer vacation...

- Responded to phishing attacks?
- Kept valuables locked up during lunch?

So...

- Who do you trust?
- What are you willing to lose?

- Future Topics?
- Questions?

security@calpoly.edu